

FX Merge Tool MT4/MT5

FX Merge Tool MT4/MT5 is Trading Manager with panel on the chart to manage trades and features. Version for MetaTrader 4 and MetaTrader 5. The project will be further developed in the next months.

The strategy allows to open trades (market and pending) with chosen lot size and SL/TP level, manage their SL/TP (also with hidden mode), trail SL, close trades (all or only some of them). The user can choose which trades should be managed by the EA - only trades previously opened by strategy or all trades opened on current instrument. In the inputs the user can also choose how to set the lot size (calculated from risk or fixed lot size).

On the panel there are also some information displayed about spread, pair, timeframe, time of bar, session and daily profit. Panel and the strategy might be closed by pressing gray "x" button on the right upper corner of the panel.

Functions on the panel

The screenshot displays the FX Merge Tool MT4 panel with the following sections:

- Header:** FX Merge Tool MT4 (with a close button 'X' in the top right corner).
- Market Information:** Spread: 1.5 pips, Pair: EURUSD, Next bar in: 00:13:30, Timeframe: M15, Session: London, Profit today: \$0.00.
- Market Execution:** StopLoss 50.0, Hide TP/SL OFF, TakeProfit 50.0, Open Sell, Lots 0.01, Open Buy, Close Losses, Close All, Close Profits, Risked Money: \$5.00.
- Pending Orders:** StopLoss 50.0, Hide TP/SL OFF, TakeProfit 50.0, Pending Sell, Lots 0.01, Pending Buy, Close Pending, Close All, Close Pending, Risked Money: \$5.00.
- Trailing Stop:** TS OFF, Start 10.0, Step 10.0, Distance 10.0.
- Footer:** Download for Free www.fxmerge.com

Section "FX Merge Tool MT4" includes information:

- **Spread in pips**
- Time in format HH:MM:SS to the close of current candle
- Name of the session according to table below (based on GMT+2)

Session	Hours
Sydney	23-8
Tokyo	2-11
London	9-16
New York	14-22

- Name of the instrument of the current chart
- Timeframe of the current chart
- Current daily profit (from closed and active trades) in account currency (including swaps and commission)

Section "Market Execution" manage market trades(open-close):

- **StopLoss and TakeProfit** edit windows set SL and TP distances of market trades in pips
- **Hide SL/TP** ON/OFF button - hide or show (visible for the broker) SL/TP levels of the current market trades. In hidden mode there will be displayed lines on the chart on the SL/TP levels.
- **OpenBuy and OpenSell** buttons for opening Buy and Sell trades
- **Lot/Risk** Edit window (with + and - buttons to change lot value) where the user can set the lot size or risk percentage of opened market positions
- **CloseLosses, CloseProfits and Close All** buttons for closing chosen market trades (only losses, only profits or all opened).
- **Risked Money** information about the risk (in account currency) when the trade would be opened with current parameters

Section "Pending orders" manage pending orders (open-close):

- **StopLoss** and TakeProfit edit windows set SL and TP distances of pending orders in pips
- **Hide SL/TP** ON/OFF button hide or show (visible for the broker) SL/TP levels of the current pending trades. In hidden mode there will be displayed lines on the chart on the SL/TP levels.
- **PendingBuy and Pending Sell** buttons opens pending Buy or Sell trades based on chosen pending Distance (in inputs of the strategy)
- **Lot/Risk** Edit window (with + and - buttons to change lot value) where the user can set the lot size or risk percentage of opened pending positions
- **ClosePending** Buy/Sell and Close All buttons for closing chosen pending orders (only in










Buy or Sell direction or all)

- **Risked Money** information about the risk (in account currency) when the trade would be opened with current parameters

Section "Trailing Stop" settings for trailing stop function:

- **TS ON/OFF** button for activation of trailing stop
- **Start** edit window to set the starting point of trailing in pips (when trade reach this profit the trailing is triggered)
- **Distance** edit window to set the distance in pips on which SL is moved after TS is triggered
- **Step** edit window to set minimum change of price in pips to trail SL on new level

Parameters of the EA, strategy settings:

Variable	Value
 manageTrades	StrategyOnly
 pendingDistance	100
 lotCalculation	FixedLot
 magic	15503
 slippage	10
 textFontSize (panel size)	10
 corner	Left upper chart corner
 showNextBarTimeAndTF	true
 useLogs	false

- **manageTrades** (StrategyOnly/All) - choice of trade which should be managed by functions of the EA (trailing, hide SLTP, counting profit): it may be used only for trades opened by the strategy itself (with chosen magic number) or all trades opened on current instrument (all magic numbers)
- **pendingDistance** (number) - distance in pips from current price where pending order should be opened (after pressing the button on the panel). Positive numbers allows to open Buystop or Sellstop trades; Negative numbers allows to open Buylimit and Selllimit trades.
- **lotCalculation** (FixedLot/Risk) - method for lot calculation: set as fixed lot or set as percent risked from the account balance
- **magic** (whole number) - number identifying the orders from this strategy (distinction between different sets of parameters and strategies)
- **slippage**(number) - value of allowed slippage of price in points
- **textFontSize (panel size)** (number) - font size of the text on the panel (which allows to scaling the whole panel size)
- **corner** (corner of the chart) - corner on the chart where panel will be displayed initially
- **showNextBarTimeAndTF** (true/false) - showing or hiding time counting for next bar and TF of the chart on the panel
- **useLogs** (true/false) - if true, logs during working of the EA will be saved in file (in folder Files of platform) is useful for debugging

